

Pneumotrac with RMS

An enhanced diagnostics solution that combines highly accurate **Respiratory Muscle Strength** and **Spirometry** testing in one robust, portable device.



The importance of Respiratory Muscle Strength testing

Assessing respiratory mechanics and muscle function is critical in both clinical practice and research. It is particularly useful in patients with neuromuscular diseases to contribute to diagnosis and to assess treatment efficacy.¹ The American Thoracic Society (ATS) suggest routine evaluation of FVC, MIP, MEP, and PCF for patients with Duchenne muscular dystrophy (DMD)². Early studies suggest systematic respiratory muscle testing is strongly advocated in the diagnostic examination of patients with Long COVID.³

MIP is used for the early evaluation of respiratory muscle strength, especially of the diaphragm in patients with neuromuscular disease. (Schoser et al., 2017)⁴

Pneumotrac with RMS

**Multiple respiratory diagnostics.
One portable device.**

The Pneumotrac™ with RMS (Respiratory Muscle Strength) is a PC-based system that combines respiratory muscle strength measurements and spirometry – offering multiple testing possibilities on a single device, as portable as your laptop.

It can be used in various settings such as in-clinic on a desk, or it can be placed on a trolley with a laptop for use at bedside.



Provides the full range of respiratory diagnostic tests

The Pneumotrac™ with RMS is a powerful and flexible respiratory diagnostic device. Alongside detailed spirometry testing, it provides a simple approach to mouth and nasal pressure measurements in both adults and paediatrics. It can be used to:

- **assess** diaphragmatic weakness in patients with neuromuscular disease (NMD)
- **assess** respiratory muscle strength in patients undergoing pulmonary rehabilitation e.g., COPD patients
- **monitor** the response of respiratory muscle training

Diagnostics	Pneumotrac with RMS	Standard Pneumotrac
Maximum Inspiratory Pressure (MIP)	✓	
Maximum Expiratory Pressure (MEP)	✓	
Sniff Nasal Inspiratory Pressure (SNIP)	✓	
Upright and Supine Spirometry (VC and Post VC)	✓	✓
Peak Cough Flow (PCF)	✓	✓
Forced Vital Capacity (FVC) and Post Bronchodilator	✓	✓

All the benefits of the market-leading Pneumotrac Spirometer with the addition of respiratory muscle strength measurements

Easily Interpreted Results

- Overlay of successive curves for consistent results.
- Multiple options for displaying of graphs.
- Fast evaluation of results with %Predicted comparison.
- Customisable pdf reports.

Onscreen Testing Guidance

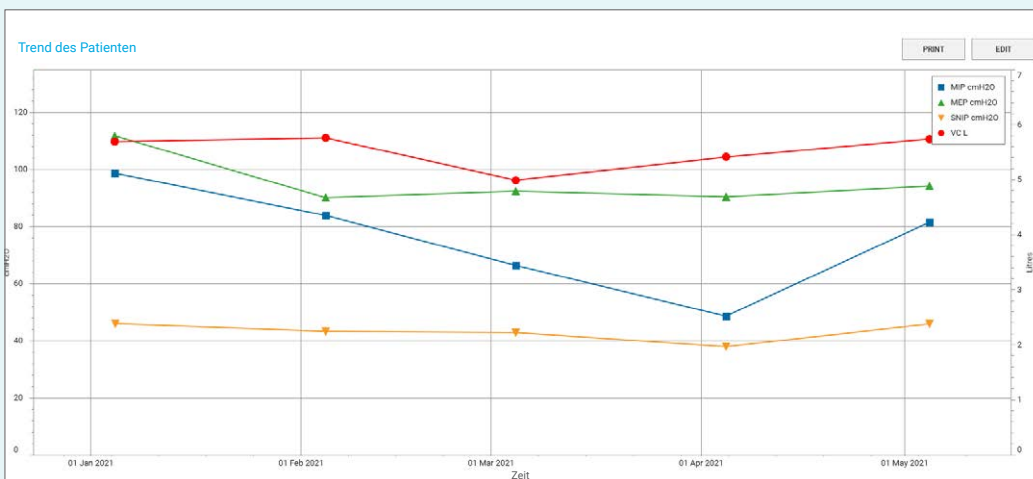
- Instant test quality feedback as per ATS/ERS guidelines ensuring maximum pressure sustained for 1 second can be recorded.
- Repeatability feedback for rapid and easy testing.
- Real-time display of pressure/time curve on Spirotrac® 6 software.

Exceptional Test Accuracy

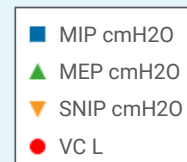
- Superior resolution of 0.1 cmH₂O for MIP, MEP, and SNIP testing.

Hygienically Efficient

- Low running costs and environmentally friendly: no costly disposable sensors, turbines, or flow tubes.
- Single-use Vitalograph Bacterial Viral Filters (BVF™) with validated cross-contamination efficiency >99.999% protect device, patient and operator



Monitor historical changes in lung function by comparing results and view trends over time. Trend MIP, MEP, SNIP, and VC on the one chart for a complete history



1. Laveneziana P, Albuquerque A, Aliverti A, et al. ERS statement on respiratory muscle testing at rest and during exercise. *Eur Respir J* 2019; 53: 1801214
2. American Thoracic Society. Respiratory care of the patient with Duchenne muscular dystrophy. ATS consensus statement. *Am J Respir Crit Care Med* 2004;170:456–465.
3. Hennigs, J. K., Huwe, M., Hennigs, A., Oqueka, T., Simon, M., Harbaum, L., Körbelin, J., Schmiedel, S., Schulze Zur Wiesch, J., Addo, M. M., Kluge, S., & Klose, H. (2022). Respiratory muscle dysfunction in long-COVID patients. *Infection*, 1–7. Advance online publication. <https://doi.org/10.1007/s15010-022-01840-9>
4. Schoser, B., Fong, E., Geberhiwot, T., Hughes, D., Kissel, J. T., Madathil, S. C., Orlikowski, D., Polkey, M. I., Roberts, M., Tiddens, H. A., & Young, P. (2017). Maximum inspiratory pressure as a clinically meaningful trial endpoint for neuromuscular diseases: a comprehensive review of the literature. *Orphanet journal of rare diseases*, 12(1), 52. <https://doi.org/10.1186/s13023-017-0598-0>

Technical Specifications

Produkt: Vitalograph Pneumotrac with RMS
Model: 6800
MIP MEP SNIP measurement range: +/- 300cmH₂O
Pressure accuracy: Within +/- 3%
Resolution: 0.1cmH₂O
RMS test types: MIP, MEP, SNIP
MIP parameters: MIP, PIP (Maximum inspiratory mouth pressure)
MEP parameters: MEP, PEP (Maximum expiratory mouth pressure)
SNIP parameters: SNIP
RMS predicted sets: Wilson, Stefanutti/Uldry/Fitting

Spirometry test types: VC, FVC, PCF, Post-Bronchodilator
Volume accuracy: Within +/- 2.5%
Flow measurement range:
 Max. flow rate ±960 L/min (±16 L/s)
 Min. flow rate ±1.2 L/min (±0.02 L/s)
PEF accuracy: Within ±10%
Spirometry back pressure:
 Less than 0.1kPa/L/second @ 14L/s
Performance standards & guidelines:
 ATS/ERS 2019, ISO 23747:2015 & SO 26782:2009
Power supply: 5V DC via USB

Ordering Information

Product Model Number	Customer Order Number	Product Description
6800	77972	Vitalograph Pneumotrac with RMS ¹

*1 Includes Spirotrac 6 PC software



Free 5-Year warranty included with product registration.

Optional Extras / Consumables

Product Model Number	Customer Order Number	Product Description	Product Box Size
2820	28551	Eco BVF + Silicone Bite-On Mouthpiece + Disposable Nose Clip	60
	28553	Eco BVF with Plastic Bite Lip + Disposable Nose Clip	75
	28554	Eco BVF with Plastic Bite Lip	75
	28572	Eco BVF for Office Spirometers + Disposable Nose Clip	80
	28501	Eco BVF for Office Spirometers	100

Contact us

Our trained customer service team are available for telephone support on sales, technical queries or information requests.

USA & Canada

Vitalograph Inc.

Toll Free: 1-800 255 6626
 Tel: (913) 730 3200
 Fax: (913) 730 3232
 contact@vitalograph.com
 13310 West 99th Street
 Lenexa, Kansas, 66215, USA

Ireland

Vitalograph (Ireland) Ltd

Tel: +353 65 686 4100
 Fax: +353 65 682 9289
 sales@vitalograph.ie
 Gort Road Business Park
 Ennis, Co Clare, V95 HFT4,
 Ireland

United Kingdom

Vitalograph Ltd, UK

Tel: 01280 827110
 Fax: 01280 823302
 sales@vitalograph.co.uk
 Maids Moreton,
 Buckingham, MK18 1SW,
 England

Germany


Vitalograph Ltd, UK

Tel: +49 40 547391-0
 Fax: +49 40 547391-40
 info@vitalograph.de
 Rellinger Straße 64a
 D-20257 Hamburg,
 Germany

All other countries

Vitalograph Ltd, International

Tel: +44 1280 827120
 Fax: +44 1280 823302
 sales@vitalograph.co.uk
 Maids Moreton,
 Buckingham, MK18 1SW,
 England



Vitalograph, Vitalograph®, Spirotrac®, BVF™ and Pneumotrac™ are trademarks or registered trademarks of Vitalograph Ltd.



063021_4